

General Description

The AOZ8811DI-05 is a ultra-low capacitance one-line transient voltage suppressor diode designed to protect very high-speed data lines and voltage sensitive electronics from high transient conditions and ESD.

This device incorporates one TVS diode in an ultra-small DFN 1.0 x 0.6 package. During transient conditions, the ultra-low capacitance one-line TVS diode directs the transient to ground. It may be used to meet the ESD immunity requirements of IEC 61000-4-2, Level 4 ($\pm 15\text{kV}$ air, $\pm 15\text{kV}$ contact discharge).

The AOZ8811DI-05 comes in an RoHS compliant DFN package and is rated over a -40°C to $+85^{\circ}\text{C}$ ambient temperature range.

The ultra-small DFN 1.0 x 0.6 x 0.5mm package makes it ideal for applications where PCB space is a premium. The small size and high ESD protection makes it ideal for protecting voltage sensitive electronics from high transient conditions and ESD.

Features

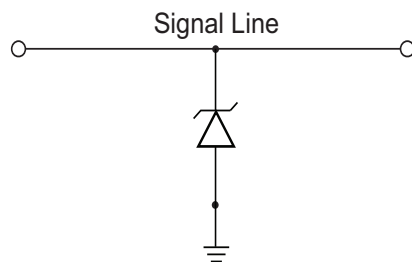
- ESD protection for high-speed data lines:
 - Exceeds: IEC 61000-4-2 (ESD) $\pm 15\text{V}$ (air), $\pm 15\text{kV}$ (contact)
 - Human Body Model (HBM) $\pm 15\text{kV}$
- Small package saves board space
- Ultra-low capacitance: 0.65pF
- Low clamping voltage
- Low operating voltage: 5V
- Green product

Applications

- Portable handheld devices
- Keypads, data lines, buttons
- Notebook computers
- Digital Cameras
- Portable GPS
- MP3 players

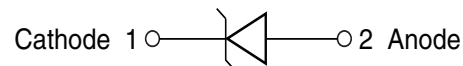


Typical Application



Unidirection Protection of Single Line

Pin Configuration



Ordering Information

Part Number	Ambient Temperature Range	Package	Environmental
AOZ8811DI-05	-40°C to +85°C	DFN 1.0 x 0.6	RoHS Compliant Green Product



AOS Green Products use reduced levels of Halogens, and are also RoHS compliant.

Please visit www.aosmd.com/media/AOSGreenPolicy.pdf for additional information.

Absolute Maximum Ratings

Exceeding the Absolute Maximum ratings may damage the device.

Parameter	Rating
VP – VN	5V
Peak Pulse Current (I _{pp}), t _p = 8/20μs	2A
Storage Temperature (T _S)	-65°C to +150°C
ESD Rating per IEC61000-4-2, Contact ⁽¹⁾	±15kV
ESD Rating per IEC61000-4-2, Air ⁽¹⁾	±15kV
ESD Rating per Human Body Model ⁽²⁾	±15kV

Notes:

- IEC 61000-4-2 discharge with C_{Discharge} = 150pF, R_{Discharge} = 330Ω.
- Human Body Discharge per MIL-STD-883, Method 3015 C_{Discharge} = 100pF, R_{Discharge} = 1.5kΩ.

Maximum Operating Ratings

Parameter	Rating
Junction Temperature (T _J)	-40°C to +125°C

Electrical Characteristics

T_A = 25°C unless otherwise specified.

Symbol	Parameter	Diagram
I _{PP}	Maximum Reverse Peak Pulse Current	
V _{CL}	Clamping Voltage @ I _{PP}	
V _{RWM}	Working Peak Reverse Voltage	
I _R	Maximum Reverse Leakage Current	
V _{BR}	Breakdown Voltage	
I _T	Test Current	
I _F	Forward Current	
V _F	Forward Voltage	
P _{PK}	Peak Power Dissipation	
C _J	Capacitance @ V _R = 0 and f = 1MHz	

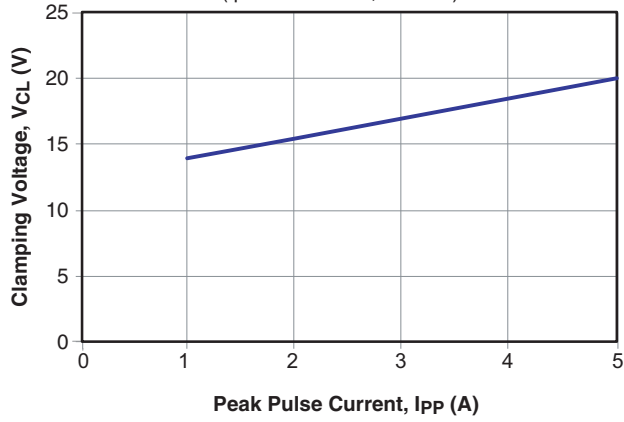
Electrical Characteristics

T_A = 25°C unless otherwise noted, V_F = 0.95V Max. @ I_F = 15mA for all types

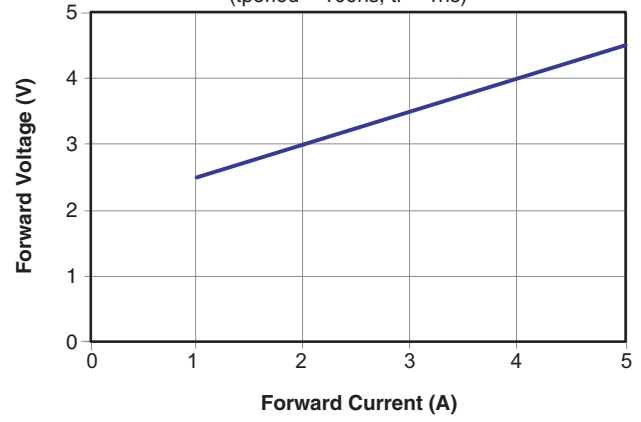
Device	Device Marking	V _{RWM} (V) Max.	V _{BR} (V) Max.	I _R (μA) Max.	V _F (V) Typ.	V _{CL} Max.			C _J (pF) Typ.	C _J (pF) Max.
						I _{PP} = 1A	I _{PP} = 2A	I _{PP} = 5A		
AOZ8811DI-05	C	5.0	6.0	1.0	0.75	14.00	15.50	20.00	0.65	0.75

Typical Performance Characteristics

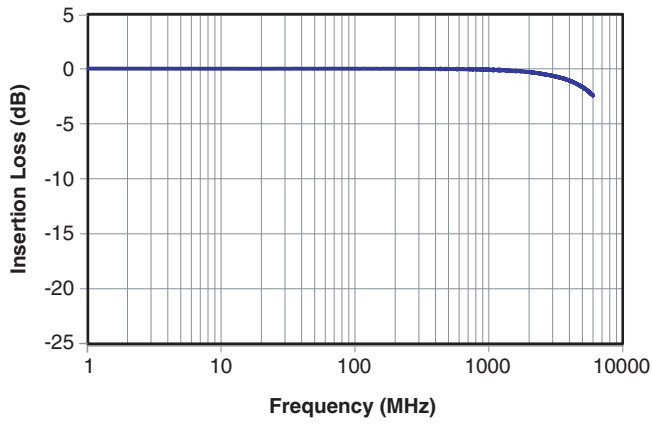
Clamping Voltage vs. Peak Pulse Current
(tperiod = 100ns, tr = 1ns)



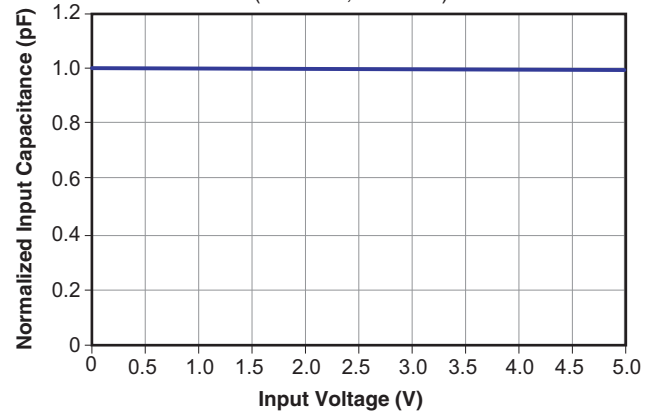
Forward Voltage vs. Forward Current
(tperiod = 100ns, tr = 1ns)



I/O – Gnd Insertion Loss (S21) vs. Frequency



Typical Variation of C_{IN} vs. V_R
(f = 1MHz, T = 25°C)



LEGAL DISCLAIMER

Applications or uses as critical components in life support devices or systems are not authorized. Alpha and Omega Semiconductor does not assume any liability arising out of such applications or uses of its products. AOS reserves the right to make changes to product specifications without notice. It is the responsibility of the customer to evaluate suitability of the product for their intended application. Customer shall comply with applicable legal requirements, including all applicable export control rules, regulations and limitations.

AOS' products are provided subject to AOS' terms and conditions of sale which are set forth at:

http://www.aosmd.com/terms_and_conditions_of_sale

LIFE SUPPORT POLICY

ALPHA AND OMEGA SEMICONDUCTOR PRODUCTS ARE NOT AUTHORIZED FOR USE AS CRITICAL COMPONENTS IN LIFE SUPPORT DEVICES OR SYSTEMS.

As used herein:

1. Life support devices or systems are devices or systems which, (a) are intended for surgical implant into the body or (b) support or sustain life, and (c) whose failure to perform when properly used in accordance with instructions for use provided in the labeling, can be reasonably expected to result in a significant injury of the user.
2. A critical component in any component of a life support, device, or system whose failure to perform can be reasonably expected to cause the failure of the life support device or system, or to affect its safety or effectiveness.