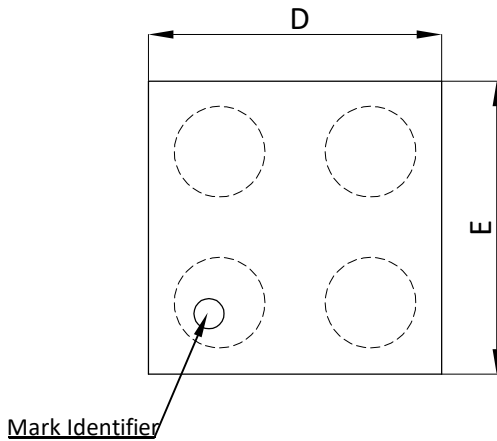
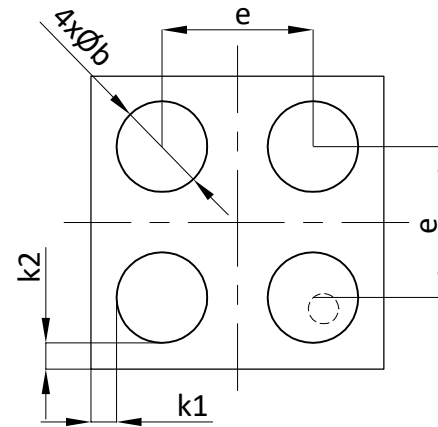




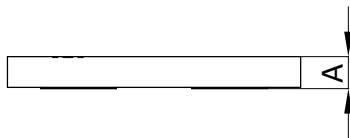
## AlphaDFN0.97x0.97C\_4 PACKAGE OUTLINE



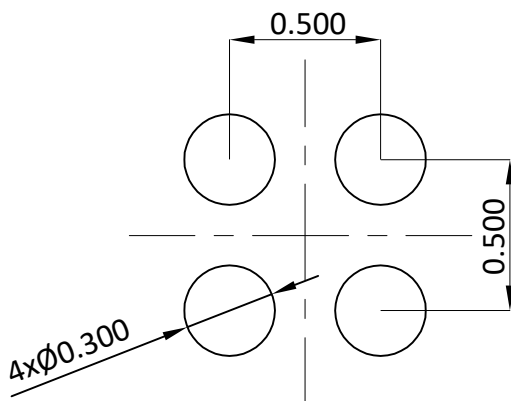
TOP VIEW



BOTTOM VIEW



SIDE VIEW



### RECOMMENDED LAND PATTERN

SYMBOLS	DIM. IN MM			DIM. IN INCH		
	MIN.	NOM.	MAX.	MIN.	NOM.	MAX.
A	0.076	0.106	0.136	0.003	0.004	0.005
b	0.270	0.300	0.330	0.011	0.012	0.013
D	0.940	0.970	1.000	0.037	0.038	0.039
E	0.940	0.970	1.000	0.037	0.038	0.039
e	0.500BSC.			0.020BSC.		
k1	---	0.110	---	---	0.004	---
k2	---	0.110	---	---	0.004	---

#### NOTE:

1. CONTROLLED DIMENSIONS ARE IN MILLMETERS.
2. TOP VIEW IS THE VIEW OF TOP SURFACE OF THE PART HAVING INDEX AND PART NUMBER MAKING.
3. THIS PACKAGE WAS QUALIFIED USING IR REFLOW PROCESS (JEDEC STANDARD). FOR USAGE IN OTHER SOLDERING PROCESSES, PLEASE CONTACT LOCAL AOS REPRESENTATIVES.