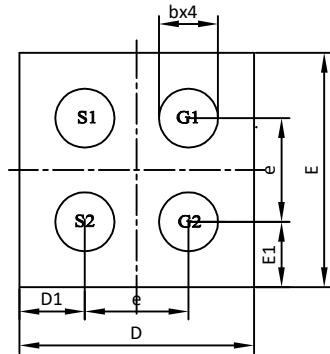
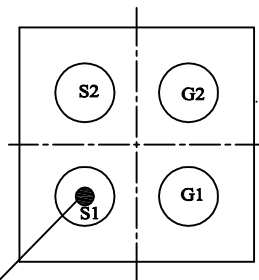
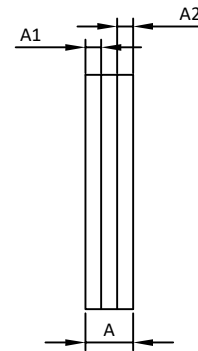




PACKAGE OUTLINE for AlphaDFN1.5x1.5_4

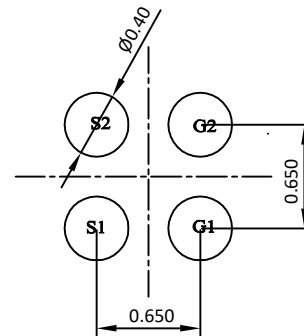


BUMP UP



Pin 1 Index

BUMP DOWN



RECOMMENDED LAND PATTERN

SYMBOLS	DIMENSIONS IN MILLIMETERS			DIMENSIONS IN INCHES		
	MIN	NOM	MAX	MIN	NOM	MAX
A	0.28	0.30	0.36	0.011	0.012	0.014
A1	0.08	0.10	0.12	0.003	0.004	0.005
A2	0.08	0.10	0.14	0.003	0.004	0.006
b	0.30	0.37	0.42	0.011	0.015	0.017
D	1.42	1.50	1.55	0.056	0.059	0.061
D1	0.37	0.43	0.48	0.015	0.017	0.019
E	1.42	1.50	1.55	0.056	0.059	0.061
E1	0.37	0.43	0.48	0.015	0.017	0.019
e	0.650 BSC			0.026 BSC		

NOTE:

1. CONTROLLED DIMENSIONS ARE IN MILLIMETERS. CONVERTED INCH DIMENSIONS ARE NOT NECESSARILY EXACT.
2. THE SCRIBLE LINE IS NOT INCLUDED IN THE POD, IF WITH SCRIBLE LINE, D AND E DIMENSION WILL PLUS 0.05MM RESPECTIVELY.
3. THIS PACKAGE WAS QUALIFIED USING IR REFLOW PROCESS (JEDEC STANDARD). FOR USAGE IN OTHER SOLDERING PROCESSES, PLEASE CONTACT LOCAL AOS REPRESENTATIVES.