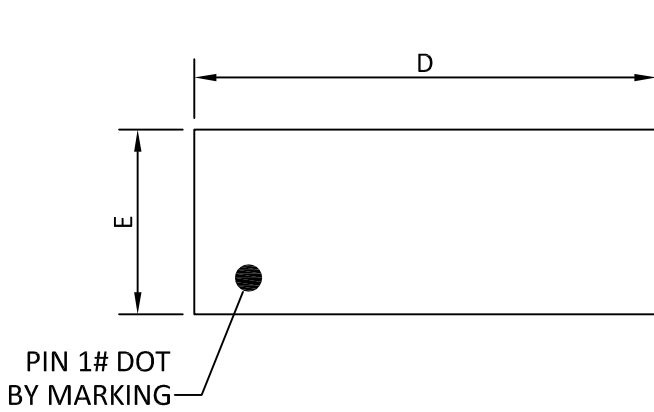
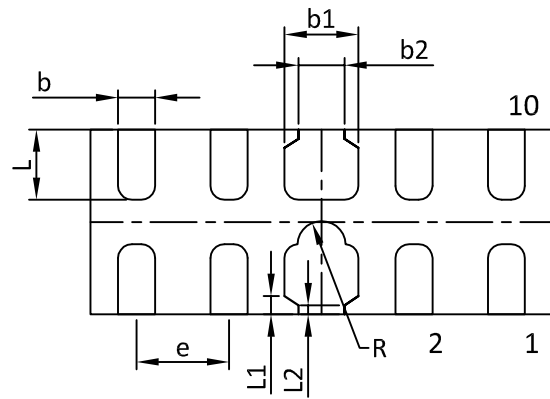




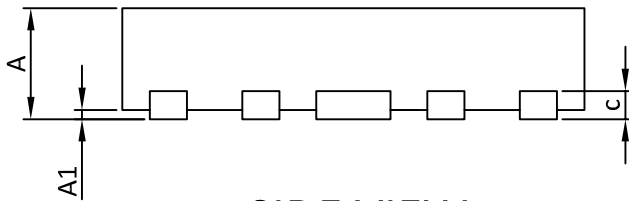
DFN2.5x1.0_10L_EP2_S PACKAGE OUTLINE



TOP VIEW

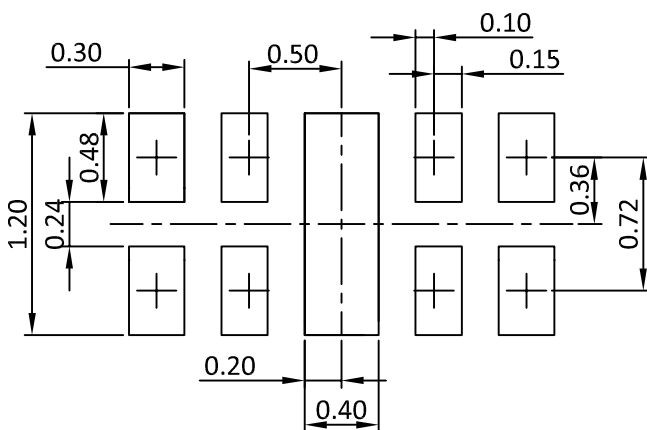


BOTTOM VIEW



SIDE VIEW

RECOMMENDED LAND PATTERN



UNIT: mm

SYMBOLS	DIMENSION IN MM			DIMENSION IN INCHES		
	MIN	NOM	MAX	MIN	NOM	MAX
A	0.45	0.525	0.60	0.018	0.021	0.024
A1	0.00	---	0.05	0.000	----	0.002
b	0.15	0.20	0.25	0.006	0.008	0.010
b1	---	0.40	---	----	0.016	----
b2	---	0.25	---	----	0.010	----
c	0.152 REF			0.006 REF		
D	2.45	2.50	2.55	0.096	0.098	0.100
e	0.50 BSC			0.020 BSC		
E	0.95	1.00	1.05	0.037	0.039	0.041
L	0.33	0.38	0.43	0.013	0.015	0.017
L1	0.075 REF			0.003 REF		
L2	0.05 REF			0.002 REF		
R	0.13 REF			0.005 REF		

NOTE:

1. CONTROLLING DIMENSION IS MILLIMETER.
CONVERTED INCH DIMENSIONS ARE NOT NECESSARILY EXACT.