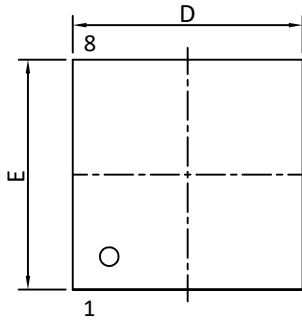
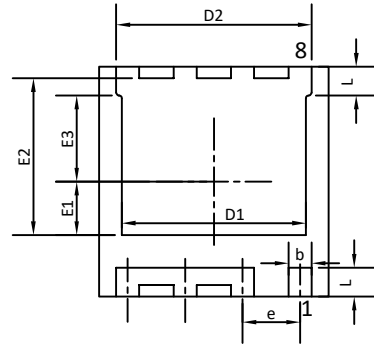




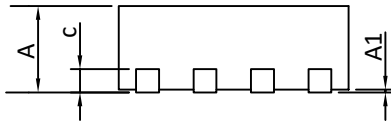
DFN2x2C_8L_EP1_S PACKAGE OUTLINE



TOP VIEW

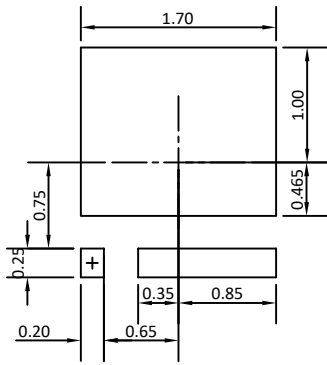


BOTTOM VIEW



SIDE VIEW

RECOMMENDED LAND PATTERN



UNIT: mm

SYMBOLS	DIMENSIONS IN MILLIMETERS			DIMENSIONS IN INCHES		
	MIN	NOM	MAX	MIN	NOM	MAX
A	0.70	0.75	0.80	0.028	0.030	0.032
A1	0.00	0.02	0.05	0.000	0.001	0.002
b	0.15	0.20	0.25	0.006	0.008	0.010
c	--	0.20 Ref	--	--	0.008 Ref	--
D	1.90	2.00	2.10	0.075	0.079	0.083
D1	1.50	1.60	1.70	0.059	0.063	0.067
D2	1.60	1.70	1.80	0.063	0.067	0.071
E	1.90	2.00	2.10	0.075	0.079	0.083
E1	0.415	0.465	0.515	0.016	0.018	0.020
E2	1.265	1.365	1.465	0.050	0.054	0.058
E3	0.700	0.750	0.800	0.028	0.030	0.032
e	0.50 BSC			0.020 BSC		
L	0.20	0.25	0.30	0.008	0.010	0.012

NOTE

1. CONTROLLING DIMENSION IS MILLIMETER.
CONVERTED INCH DIMENSIONS ARE NOT NECESSARILY EXACT.
2. THIS PACKAGE WAS QUALIFIED USING IR REFLOW PROCESS (JEDEC STANDARD). FOR USAGE IN OTHER SOLDERING PROCESSES, PLEASE CONTACT LOCAL AOS REPRESENTATIVES.