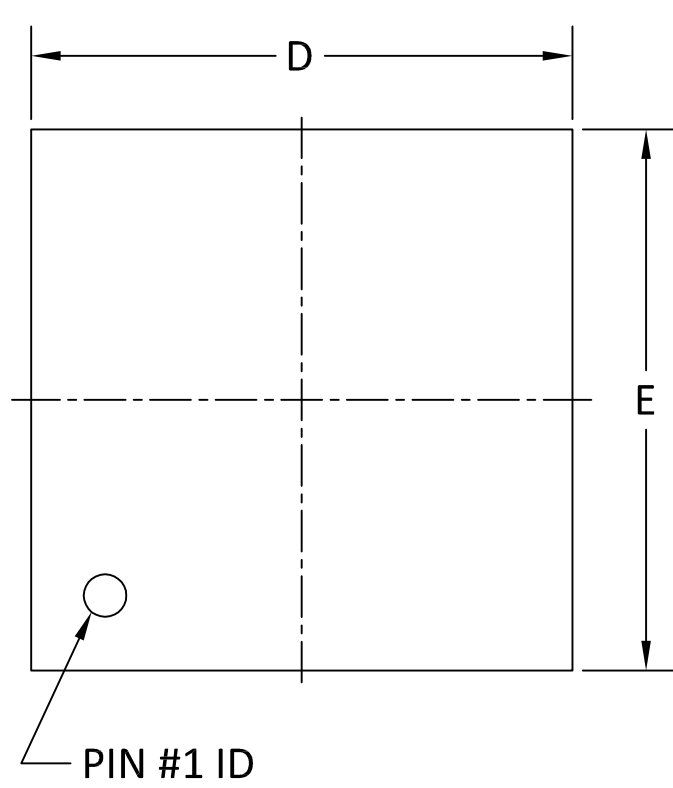
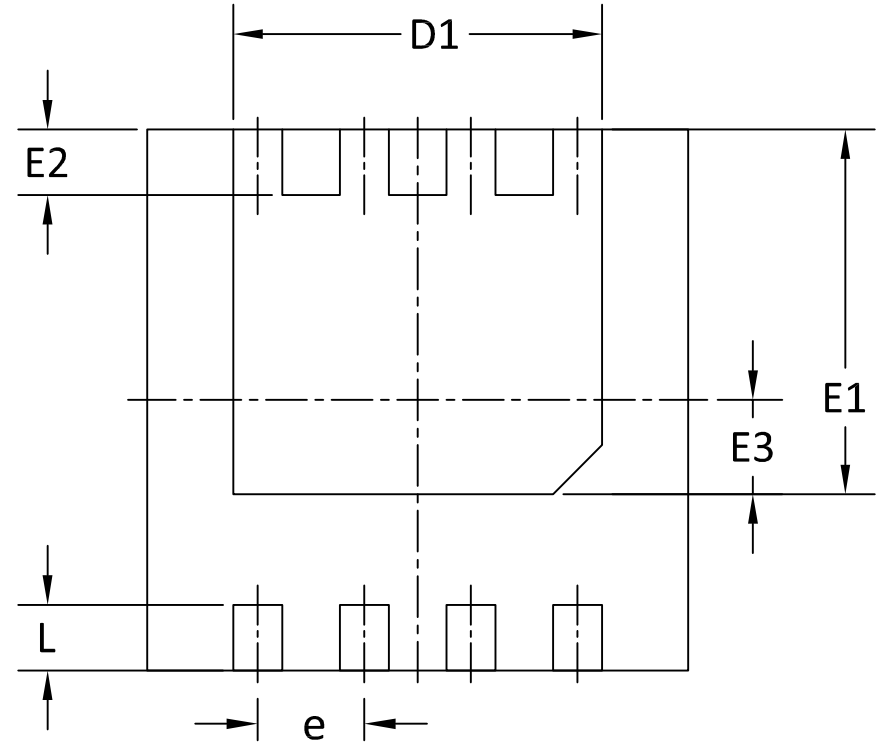




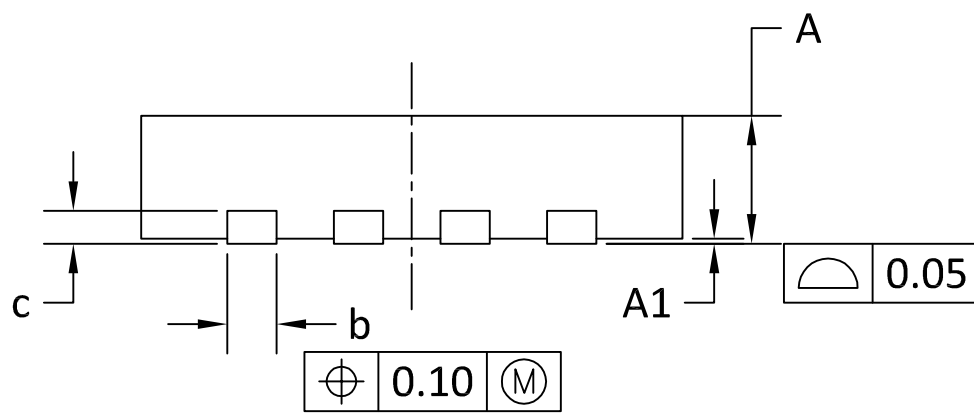
DFN3.3x3.3_8L_EP1_S PACKAGE OUTLINE



TOP VIEW

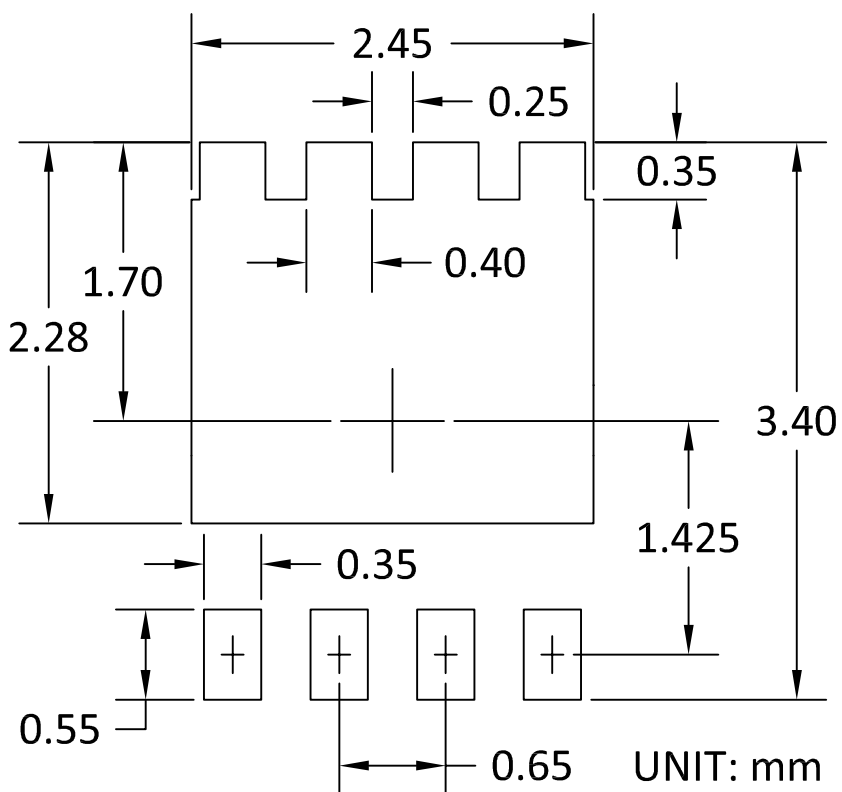


BOTTOM VIEW



SIDE VIEW

RECOMMENDED LAND PATTERN



SYMBOL	DIMENSIONS IN MILLIMETERS			DIMENSIONS IN INCHS		
	MIN.	NOM.	MAX.	MIN.	NOM.	MAX.
A	0.70	0.75	0.80	0.028	0.030	0.032
A1	---	---	0.05	---	---	0.002
b	0.24	0.30	0.35	0.009	0.012	0.014
c	0.10	0.15	0.25	0.004	0.006	0.010
D	3.20	3.30	3.40	0.126	0.130	0.134
D1	2.15	2.25	2.35	0.085	0.089	0.093
E	3.20	3.30	3.40	0.126	0.130	0.134
E1	2.13	2.23	2.33	0.084	0.088	0.092
E2	0.30	0.40	0.50	0.012	0.016	0.020
E3	0.48	0.58	0.68	0.019	0.023	0.027
e	0.65BSC			0.026BSC		
L	0.30	0.40	0.50	0.012	0.016	0.020

NOTE:

1. CONTROLLING DIMENSION IS MILLIMETER.
CONVERTED INCH DIMENSIONS ARE NOT NECESSARILY EXACT.