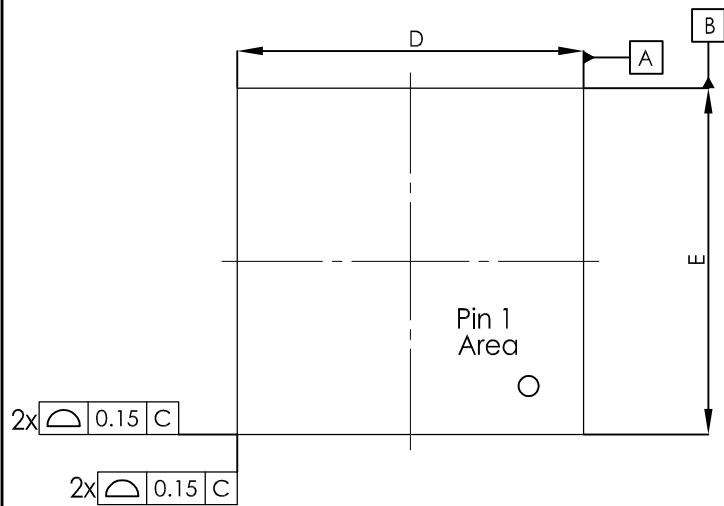
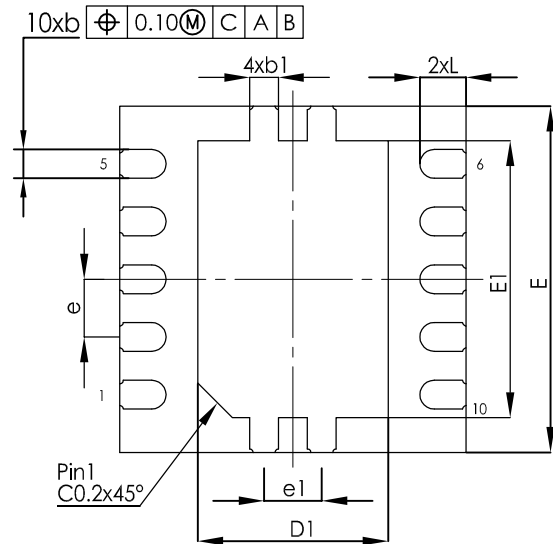


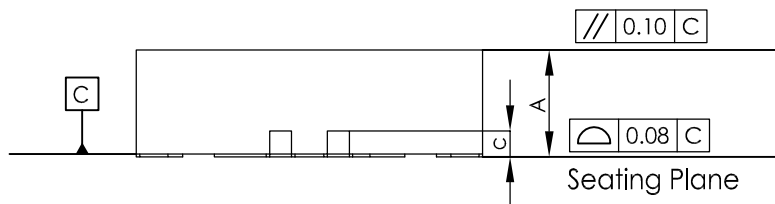
DFN3x3B_10L_EP1_S PACKAGE OUTLINE



TOP VIEW

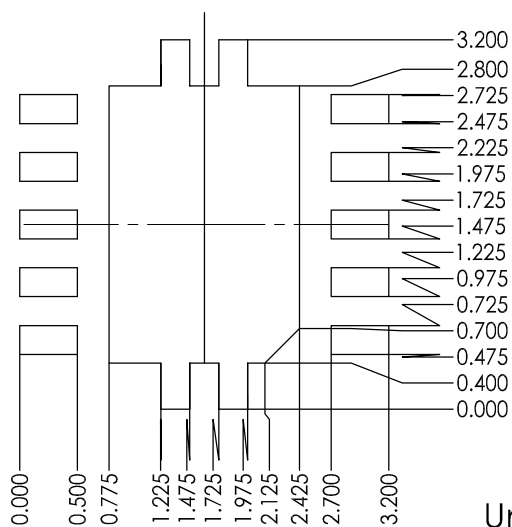


BOTTOM VIEW



SIDE VIEW

RECOMMENDED LAND PATTERN



Unit: mm

SYMBOLS	DIM. IN MM			DIM. IN INCH		
	MIN.	NOM.	MAX.	MIN.	NOM.	MAX.
A	0.80	0.90	1.00	0.031	0.035	0.039
A1	0.00	---	0.05	0.000	---	0.002
D	2.90	3.00	3.10	0.114	0.118	0.122
D1	1.55	1.65	1.75	0.061	0.065	0.069
E	2.90	3.00	3.10	0.114	0.118	0.122
E1	2.30	2.40	2.50	0.091	0.094	0.098
L	0.30	0.40	0.50	0.012	0.016	0.020
b	0.18	0.25	0.30	0.007	0.010	0.012
b1	0.25REF			0.010REF		
c	0.20REF			0.008REF		
e	0.50 BSC			0.020 BSC		
e1	0.50REF			0.020REF		

NOTE:

1. Dimensioning and tolerancing comply with ASME Y14.5M 1994.
2. Controlled dimensions are in millimeters.
3. Coplanarity applies to the exposed pad(s) and all terminal leads having metallization.