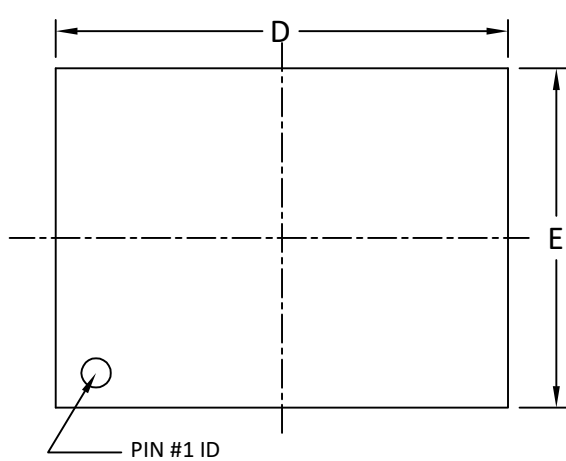
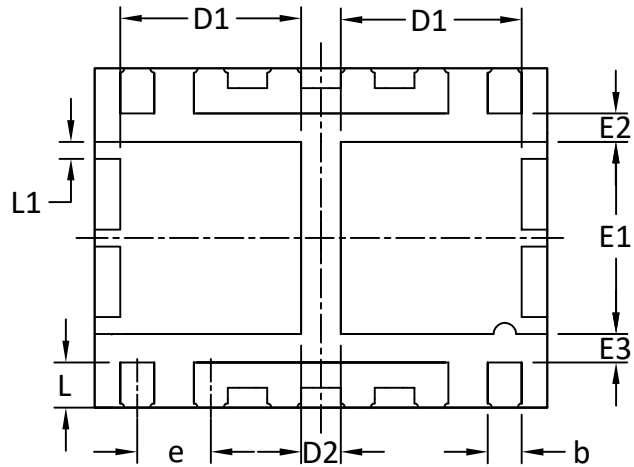




DFN4x3A\_12L\_EP2\_S PACKAGE OUTLINE

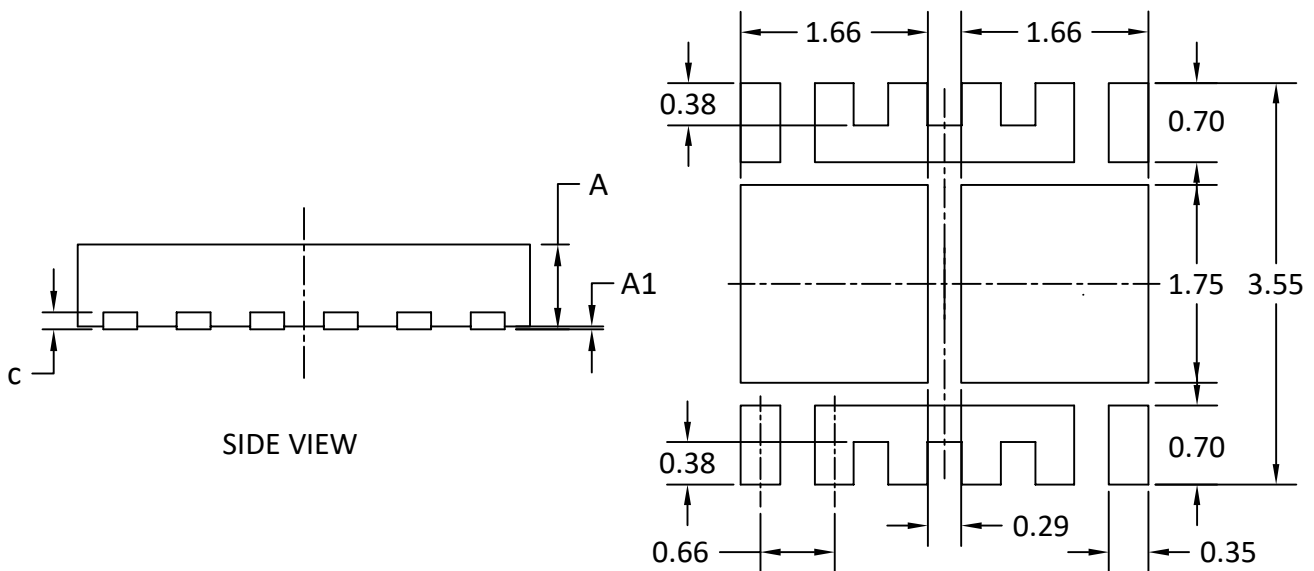


TOP VIEW



BOTTOM VIEW

RECOMMENDED LAND PATTERN



SIDE VIEW

UNIT: mm

SYMBOLS	DIMENSIONS IN MILLIMETERS			DIMENSIONS IN INCHES		
	MIN	NOM	MAX	MIN	NOM	MAX
A	0.70	0.75	0.80	0.028	0.030	0.031
A1	--	--	0.05	--	--	0.002
b	0.24	0.30	0.35	0.009	0.012	0.014
c	0.15	0.20	0.25	0.006	0.008	0.010
D	3.90	4.00	4.10	0.154	0.157	0.161
D1	1.50	1.60	1.70	0.059	0.063	0.067
D2	0.30	0.35	0.40	0.012	0.014	0.016
E	2.90	3.00	3.10	0.114	0.118	0.122
E1	1.60	1.70	1.80	0.063	0.067	0.071
E2	0.20	0.25	0.30	0.008	0.010	0.012
E3	0.20	0.25	0.30	0.008	0.010	0.012
e	0.65 BSC			0.026 BSC		
L	0.30	0.40	0.50	0.012	0.016	0.020
L1	0.10	0.15	0.20	0.004	0.006	0.008

NOTE

1. CONTROLLING DIMENSION IS MILLIMETER. CONVERTED INCH DIMENSIONS ARE NOT NECESSARILY EXACT.
2. THIS PACKAGE WAS QUALIFIED USING IR REFLOW PROCESS (JEDEC STANDARD). FOR USAGE IN OTHER SOLDERING PROCESSES, PLEASE CONTACT LOCAL AOS REPRESENTATIVES.