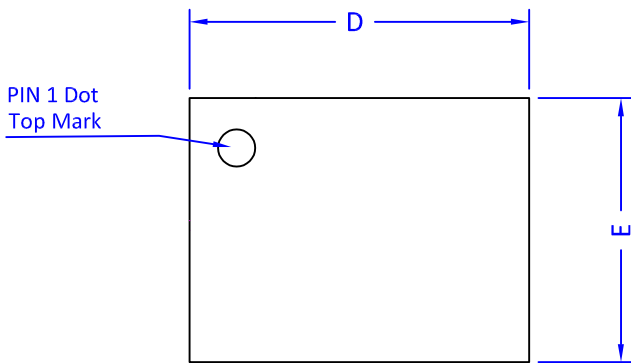


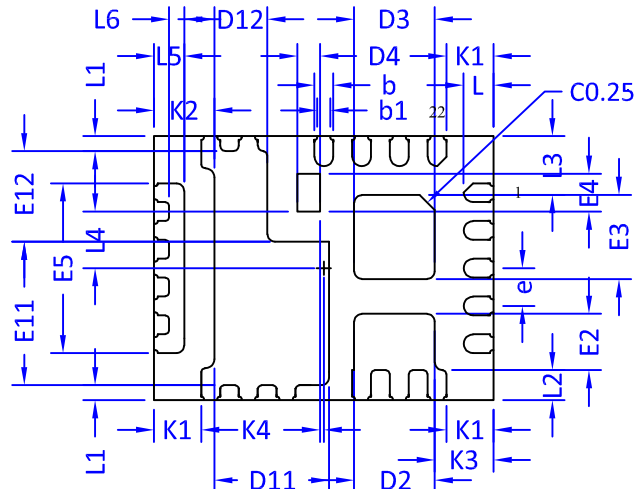


Document No.	PO-00316
Version	F

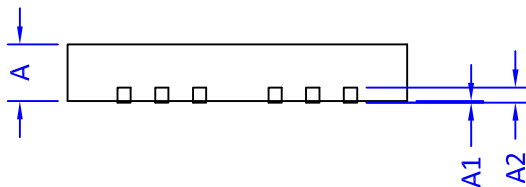
QFN4.5x3.5_22L_EP3_S PACKAGE OUTLINE



TOP VIEW

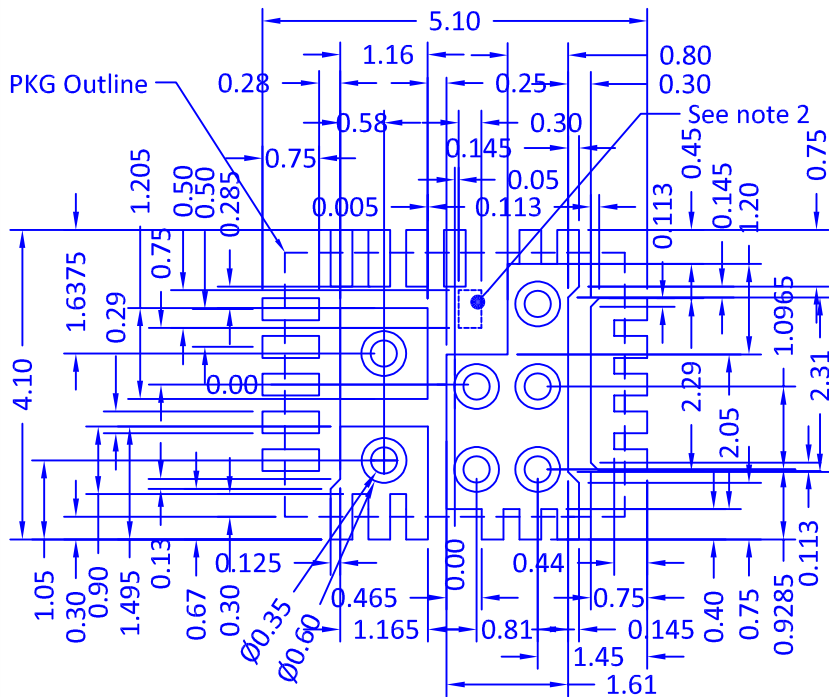


BOTTOM VIEW



SIDE VIEW

RECOMMENDED LAND PATTERN



UNIT: mm

SYMBOLS	DIMENSION IN MM			DIMENSION IN INCHES		
	MIN	NOM	MAX	MIN	NOM	MAX
A	0.70	0.75	0.80	0.028	0.030	0.031
A1	0.00	-	0.05	0.000	-	0.002
A2	0.20REF			0.008REF		
E	3.40	3.50	3.60	0.134	0.138	0.142
E11	1.85	1.90	1.95	0.073	0.075	0.077
E12	1.15	1.20	1.25	0.045	0.047	0.049
E2	0.70	0.75	0.80	0.027	0.029	0.031
E3	1.07	1.12	1.17	0.042	0.044	0.046
E4	0.45	0.50	0.55	0.018	0.020	0.022
E5	2.20	2.25	2.30	0.087	0.089	0.091
D	4.40	4.50	4.60	0.173	0.177	0.181
D11	1.47	1.52	1.57	0.058	0.060	0.062
D12	0.65	0.70	0.75	0.026	0.028	0.030
D2	1.02	1.07	1.12	0.040	0.042	0.044
D3	1.02	1.07	1.12	0.040	0.042	0.044
D4	0.25	0.30	0.35	0.010	0.012	0.014
L	0.35	0.40	0.45	0.014	0.016	0.018
L1	0.15	0.20	0.25	0.006	0.008	0.010
L2	0.35	0.40	0.45	0.014	0.016	0.018
L3	0.73	0.78	0.83	0.029	0.031	0.033
L4	0.70	0.75	0.80	0.028	0.030	0.031
L5	0.35	0.40	0.45	0.014	0.016	0.018
L6	0.15	0.20	0.25	0.006	0.008	0.010
K1	0.58	0.63	0.68	0.023	0.025	0.027
K2	0.75	0.80	0.85	0.030	0.031	0.033
K3	0.73	0.78	0.83	0.029	0.031	0.033
K4	0.00	0.05	0.10	0.000	0.002	0.004
b	0.20	0.25	0.30	0.008	0.010	0.012
b1	0.13	0.18	0.23	0.005	0.007	0.009
e	0.50BSC			0.02BSC		

NOTE:

1. CONTROLLING DIMENSION IS MILLIMETER. CONVERTED INCH DIMENSIONS ARE NOT NECESSARILY EXACT.
2. DOTTED OUTLINE IS GUIDELINE TO BE COMPATIBLE WITH INDUSTRY COMMON LAYOUT BUT NOT RECOMMENDED BY AOS.