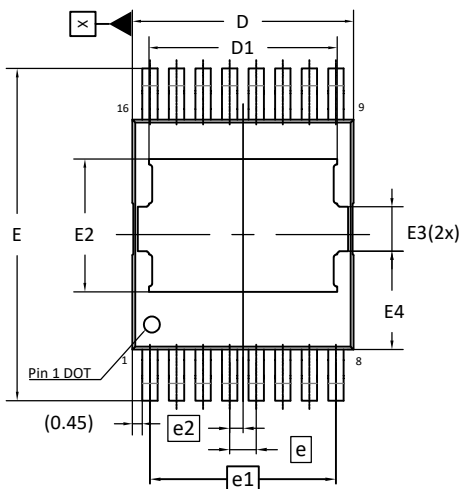
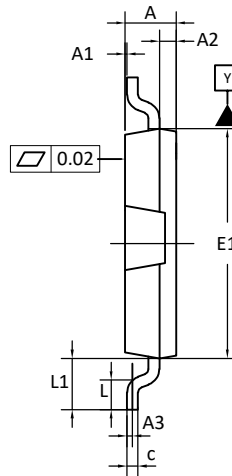


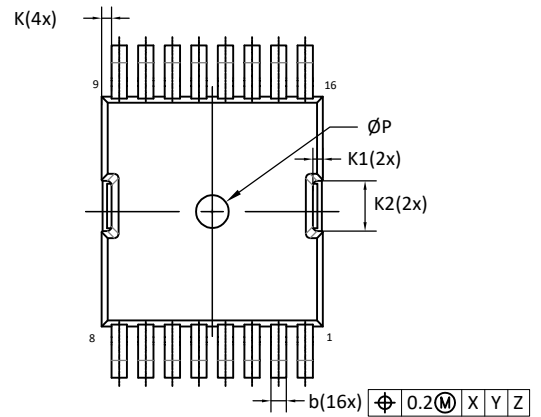
## GTPAK PACKAGE OUTLINE



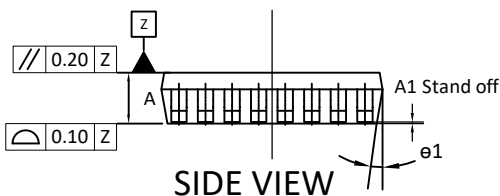
TOP VIEW



SIDE VIEW

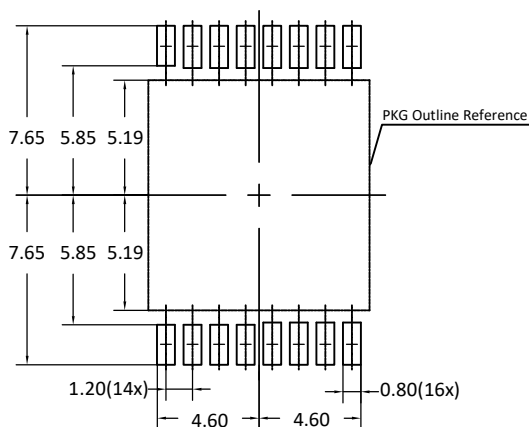


BOTTOM VIEW



SIDE VIEW

### LAND PATTERN RECOMMENDATIONS



UNIT: mm

SYMBOLS	DIMENSION IN MILLIMETRES			DIMENSION IN INCHS		
	MIN.	NOM.	MAX.	MIN.	NOM.	MAX.
A	2.275	2.300	2.400	0.090	0.091	0.094
A1	0.010	0.075	0.145	0.000	0.003	0.006
A2	0.600	0.750	0.900	0.024	0.030	0.035
A3	0.250 TYP			0.010 TYP		
b	0.600	0.700	0.800	0.024	0.028	0.031
c	0.400	0.500	0.600	0.016	0.020	0.024
D	9.800	10.000	10.200	0.386	0.394	0.402
D1	8.300	8.500	8.700	0.327	0.335	0.343
E	14.800	15.000	15.200	0.583	0.591	0.598
E1	10.180	10.380	10.580	0.401	0.409	0.417
E2	5.805	6.005	6.205	0.229	0.236	0.244
E3	1.800	2.000	2.200	0.071	0.079	0.087
E4	4.240	4.440	4.640	0.167	0.175	0.183
e	1.200 BSC			0.047 BSC		
e1	8.400 BSC			0.331 BSC		
e2	0.600 BSC			0.024 BSC		
K	0.250	0.450	0.650	0.010	0.018	0.026
K1	0.260	0.460	0.660	0.010	0.018	0.026
K2	2.065	2.265	2.465	0.081	0.089	0.097
L	1.035	1.335	1.635	0.041	0.053	0.064
L1	2.210	2.310	2.410	0.087	0.091	0.095
P	1.300	1.500	1.700	0.051	0.059	0.067
θ1	10° TYP.			10° TYP.		

#### NOTES:

- PACKAGE BODY SIZES EXCLUDE MOLD FLASH AND GATE BURRS.  
MOLD FLASH SHOULD BE LESS THAN 6 MIL.
- TOLERANCE 0.100 MILLIMETERS UNLESS OTHERWISE SPECIFIED.
- CONTROLLING DIMENSION IS MILLIMETER.  
CONVERTED INCH DIMENSIONS ARE NOT NECESSARILY EXACT.
- UNSPECIFIED DRAFT ANGLE FOR MOLD BODY IS 10deg
- ( ) IS FOR REFERENCE