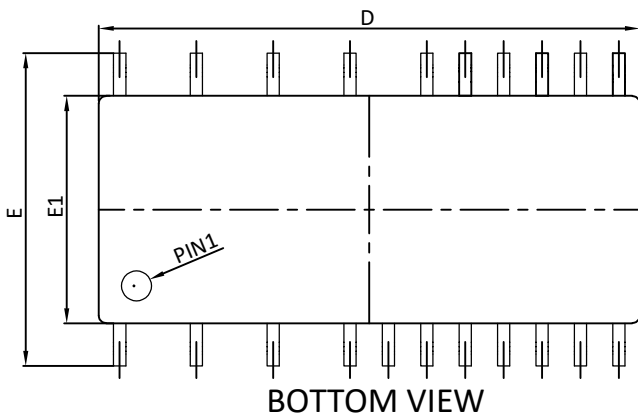
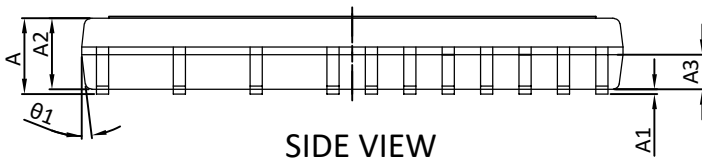
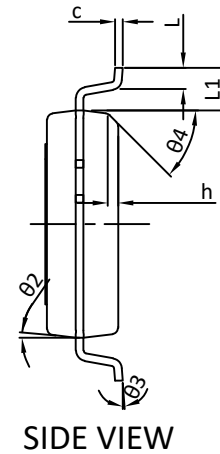
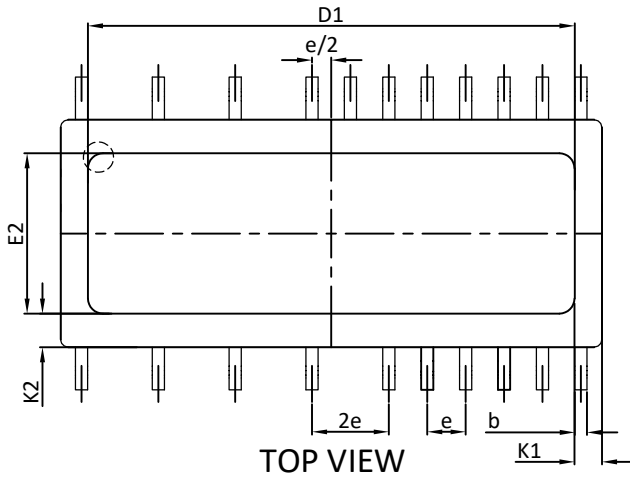
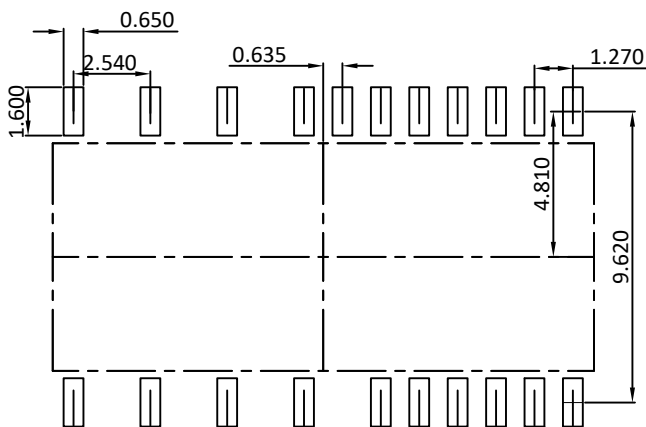


IPM-7DA Package Outline



LAND PATTERN RECOMMENDATIONS



SYMBOLS	DIMENSION IN MILLIMETRES			DIMENSION IN INCHS		
	MIN.	NOM.	MAX.	MIN.	NOM.	MAX.
A	2.304	2.504	2.704	0.091	0.099	0.106
A1	0.050	0.150	0.250	0.002	0.006	0.010
A2	2.254	2.354	2.454	0.089	0.093	0.097
A3	1.050	1.150	1.250	0.041	0.045	0.049
D	17.800	17.900	18.000	0.701	0.705	0.709
D1	16.000	16.100	16.200	0.630	0.634	0.638
E	10.140	10.340	10.540	0.399	0.407	0.415
E1	7.420	7.520	7.620	0.292	0.296	0.300
E2	5.200	5.300	5.400	0.205	0.209	0.213
L	0.505	0.705	0.905	0.020	0.028	0.036
L1	1.210	1.410	1.610	0.048	0.056	0.063
K1	0.700	0.900	1.100	0.028	0.035	0.043
K2	0.910	1.110	1.310	0.036	0.044	0.052
e	1.270TYP.			0.050TYP.		
b	0.410TYP.			0.016TYP.		
c	0.254TYP.			0.010TYP.		
theta 1	7°TYP.			7°TYP.		
theta 2	7°TYP.			7°TYP.		
theta 3	0°	---	8°	0°	---	8°
theta 4	45°TYP.			45°TYP.		
h	0.381TYP.			0.015TYP.		

UNIT: mm

NOTES

1. PACKAGE BODY SIZES EXCLUDE MOLD FLASH AND GATE BURRS, MOLD FLASH SHOULD BE LESS THAN 6 MIL.
2. TOLERANCE 0.100 MILLIMETERS UNLESS OTHERWISE SPECIFIED.
3. CONTROLLING DIMENSION IS MILLIMETER, CONVERTED INCH DIMENSIONS ARE NOT NECESSARILY EXACT.