ALPHA & OMEGA SEMICONDUCTOR

Document No.	PO-00374
Version	D

QFN5x5A_30L_EP3_S PACKAGE OUTLINE

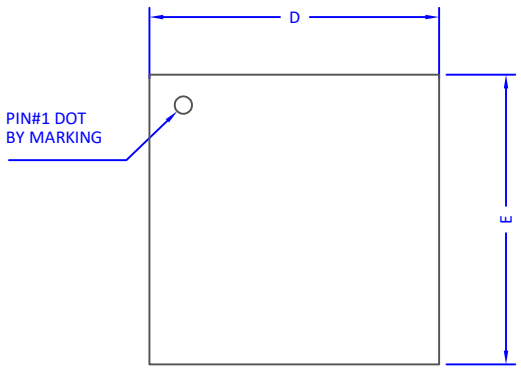

TOP VIEW

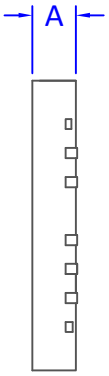

SIDE VIEW

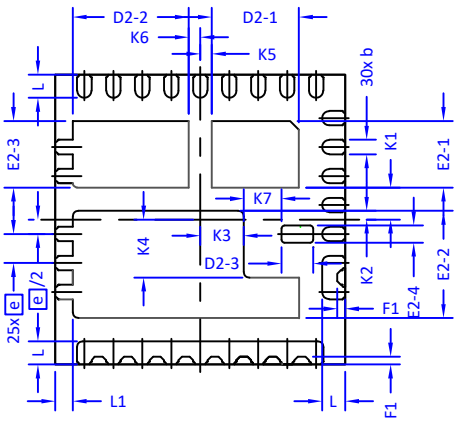

BOTTOM VIEW

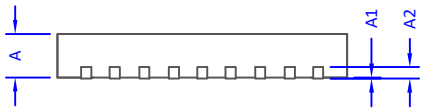

SIDE VIEW

RECOMMENDED LAND PATTERN

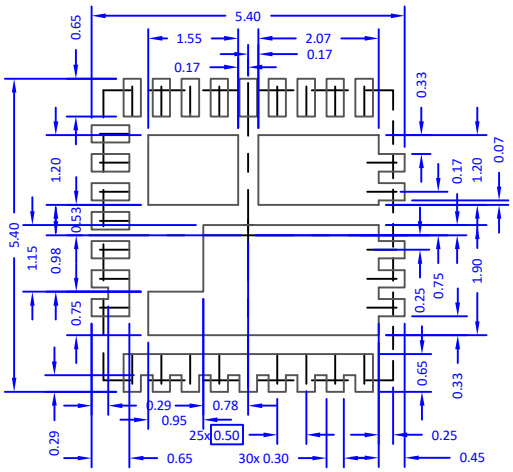

UNIT: mm

SYMBOLS	DIMENSION IN MM			DIMENSION IN INCHES		
	MIN	NOM	MAX	MIN	NOM	MAX
A	0.70	0.75	0.80	0.028	0.030	0.031
A1	0.00	-	0.05	0.000	-	0.002
A2		0.20 REF			0.008REF	
b	0.20	0.25	0.30	0.008	0.010	0.012
D	4.90	5.00	5.10	0.193	0.197	0.201
D2-1	1.45	1.50	1.55	0.057	0.059	0.061
D2-2	1.95	2.00	2.05	0.077	0.079	0.081
D2-3	0.50	0.55	0.60	0.020	0.022	0.024
e		0.50 BSC			0.020 BSC	
E	4.90	5.00	5.10	0.193	0.197	0.201
E2-1	1.10	1.15	1.20	0.043	0.045	0.047
E2-2	1.80	1.85	1.90	0.071	0.073	0.075
E2-3	1.10	1.15	1.20	0.043	0.045	0.047
E2-4	0.25	0.30	0.35	0.010	0.012	0.014
F1	0.11	0.14	0.17	0.004	0.006	0.007
K1		0.55 ref.			0.022 ref.	
K2		0.15 ref.			0.006 ref.	
K3		0.75 ref.			0.030 ref.	
K4		1.00 ref.			0.039 ref.	
K5		0.20 ref.			0.008 ref.	
K6		0.20 ref.			0.008 ref.	
K7		0.65 ref.			0.026 ref.	
L	0.35	0.40	0.45	0.014	0.016	0.018
L1	0.25	0.30	0.35	0.010	0.012	0.014

NOTE:
CONTROLLING DIMENSION IS MILLIMETER.
CONVERTED INCH DIMENSIONS ARE NOT NECESSARILY EXACT.