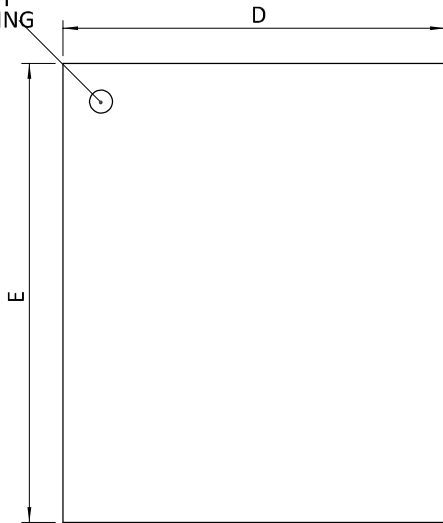


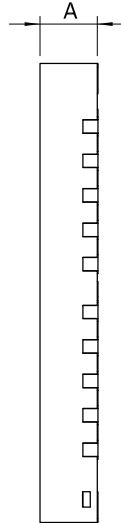


## QFN5x6\_39L\_EP3\_S PACKAGE OUTLINE

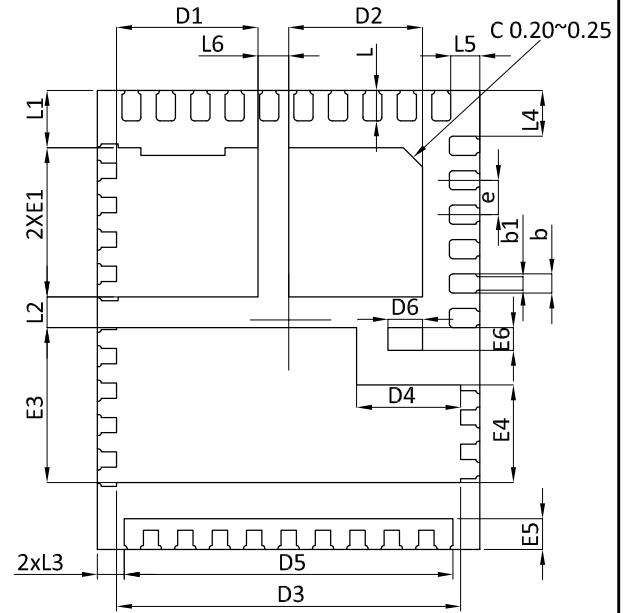
PIN#1 DOT BY MARKING



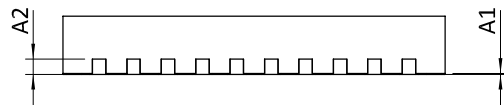
FRONT VIEW



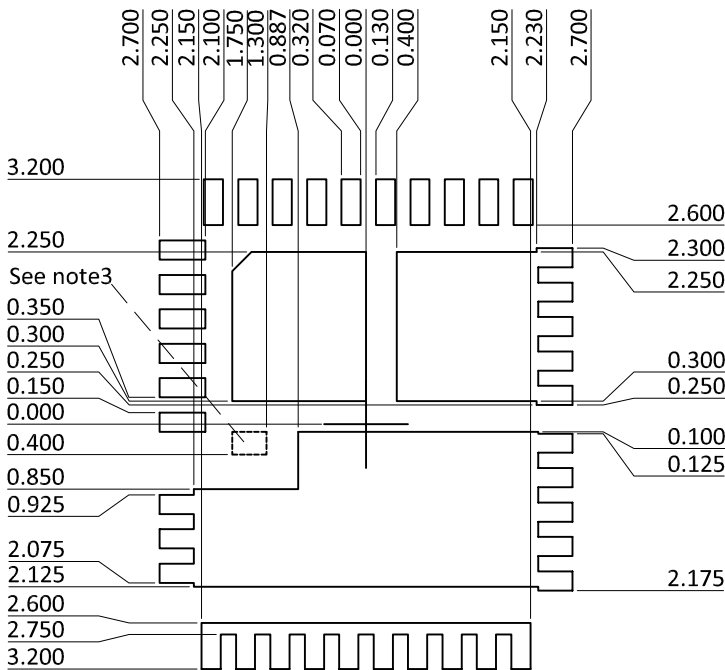
SIDE VIEW



BOTTOM VIEW



SIDE VIEW



RECOMMENDED LAND PATTERN

**NOTE:**

1. CONTROLLING DIMENSION IS MILLIMETER.
2. CONVERTED INCH DIMENSIONS ARE NOT NECESSARILY EXACT.
3. DOTTED OUTLINE IS GUIDELINE TO BE COMPATIBLE WITH INDUSTRY COMMON LAYOUT BUT NOT RECOMMENDED BY AOS.

SYMBOLS	DIMENSION IN MM.			DIMENSION IN INCH.		
	MIN.	NOM.	MAX.	MIN.	NOM.	MAX.
A	0.70	0.75	0.80	0.028	0.030	0.031
A1	0.00	-	0.05	0.000	-	0.002
A2	0.20REF			0.008REF		
D	4.90	5.00	5.10	0.193	0.197	0.201
D1	1.75	1.85	1.95	0.069	0.073	0.077
D2	1.65	1.75	1.85	0.065	0.069	0.073
D3	4.40	4.50	4.60	0.173	0.177	0.181
D4	1.26	1.36	1.46	0.050	0.054	0.057
D5	4.20	4.30	4.40	0.165	0.169	0.173
D6	0.35	0.45	0.55	0.014	0.018	0.022
E	5.90	6.00	6.10	0.232	0.236	0.240
E1	1.85	1.95	2.05	0.073	0.077	0.081
E3	1.93	2.03	2.13	0.076	0.080	0.084
E4	1.18	1.28	1.38	0.046	0.050	0.054
E5	0.30	0.40	0.50	0.012	0.016	0.020
E6	0.20	0.30	0.40	0.008	0.012	0.016
L	0.30	0.40	0.50	0.012	0.016	0.020
L1	0.65	0.75	0.85	0.026	0.030	0.033
L2	0.30	0.40	0.50	0.012	0.016	0.020
L3	0.25	0.35	0.45	0.010	0.014	0.018
L4	0.50	0.60	0.70	0.020	0.024	0.028
L5	0.28	0.38	0.48	0.011	0.015	0.019
L6	0.30	0.40	0.50	0.012	0.016	0.020
b	0.15	0.25	0.35	0.006	0.010	0.014
b1	0.08	0.18	0.28	0.003	0.007	0.011
e	0.45BSC			0.018BSC		