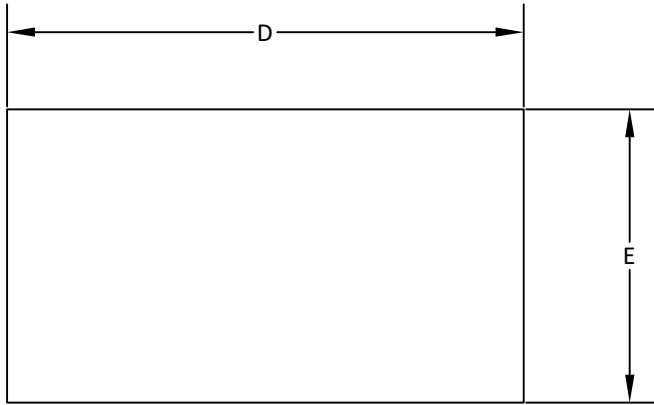
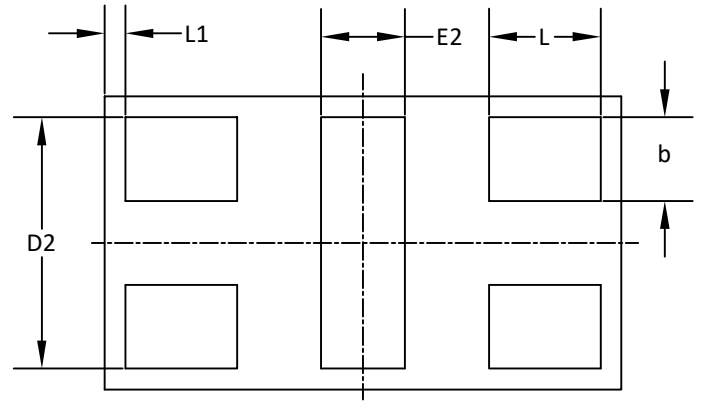





### AlphaDFN0.925x0.525\_5 PACKAGE OUTLINE



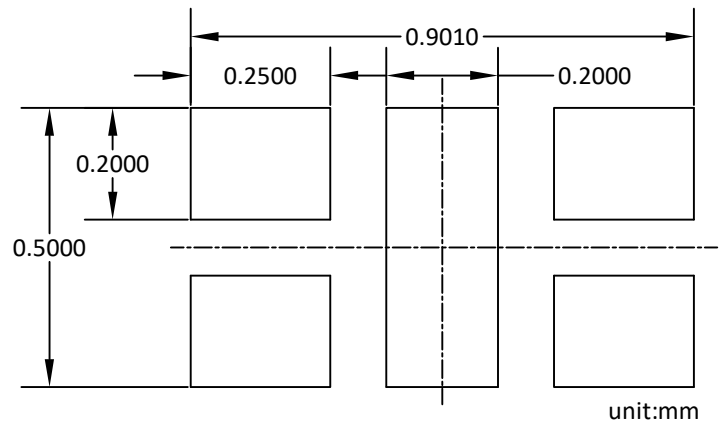
Top View



Bottom View



Side View



RECOMMEND LAND PATTERN

SYMBOLS	DIM. IN MM			DIM. IN INCH		
	MIN.	NOM.	MAX.	MIN.	NOM.	MAX.
A	0.280	0.300	0.320	0.0110	0.0118	0.0126
A1	-----	0.0016	-----	-----	0.0001	-----
b	0.135	0.150	0.165	0.0053	0.0059	0.0065
D	0.495	0.525	0.555	0.0195	0.0207	0.0219
D2	-----	0.450	-----	-----	0.0177	-----
E	0.895	0.925	0.955	0.0352	0.0364	0.0376
E2	-----	0.150	-----	-----	0.0059	-----
L	0.185	0.200	0.215	0.0073	0.0079	0.0085
L1	-----	0.037	-----	-----	0.0015	-----

**NOTE**

1. ALL DIMENSIONS ARE IN MILLIMETERS.
2. DIMENSIONS ARE INCLUSIVE OF PLATING.
3. PACKAGE BODY SIZES EXCLUDE MOLD FLASH AND GATE BURRS.  
MOLD FLASH AT THE NON-LEAD SIDES SHOULD BE LESS THAN 6MIL EACH.
4. CONTROLLING DIMENSION IS MILLIMETER. CONVERTED INCH DIMENSIONS ARE NOT NECESSARILY EXACT.
5. PADDLE EXPOSED ON BOTTOM.