
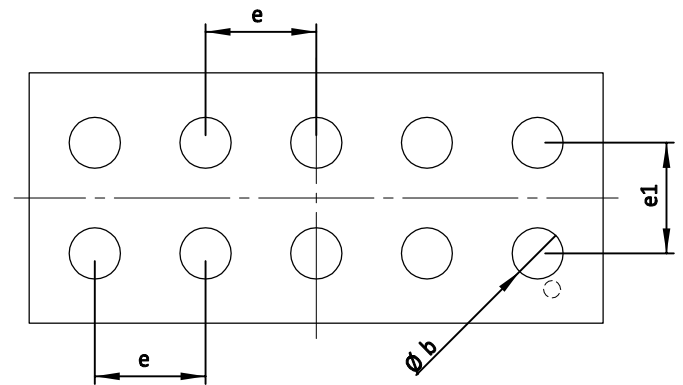




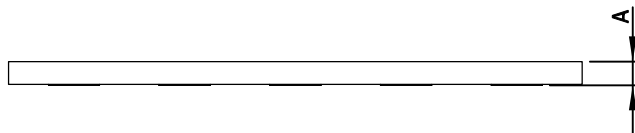
## AlphaDFN3.37x1.47\_10 PACKAGE OUTLINE



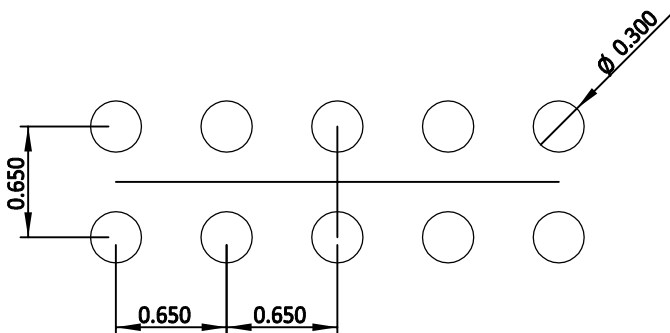
TOP VIEW



BOTTOM VIEW



SIDE VIEW



RECOMMENDED LAND PATTERN

SYMBOLS	DIM. IN MM			DIM. IN INCH		
	MIN.	NOM.	MAX.	MIN.	NOM.	MAX.
A	0.102	0.132	0.162	0.0040	0.0052	0.0064
b	0.270	0.300	0.330	0.0106	0.0118	0.0130
D	3.340	3.370	3.400	0.1315	0.1327	0.1339
E	1.440	1.470	1.500	0.0567	0.0579	0.0591
e	0.650BSC.			0.0256BSC.		
e1	0.650BSC.			0.0256BSC.		

**NOTE:**

1. CONTROLLED DIMENSIONS ARE IN MILLIMETERS.
2. TOP VIEW IS THE VIEW OF TOP SURFACE OF THE PART HAVING INDEX AND PART NUMBER MARKING.
3. THIS PACKAGE WAS QUALIFIED USING IR REFLOW PROCESS (JEDEC STANDARD). FOR USAGE IN OTHER SOLDERING PROCESSES, PLEASE CONTACT LOCAL AOS REPRESENTATIVES.