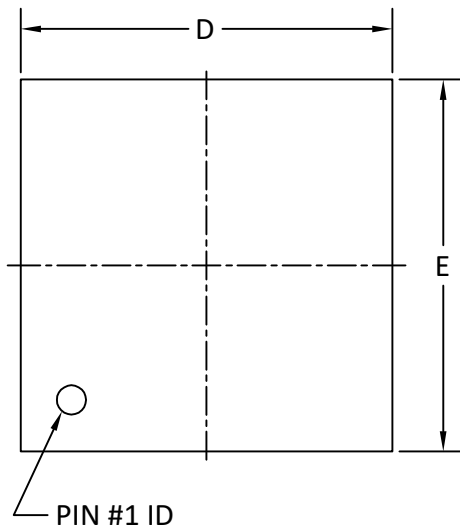
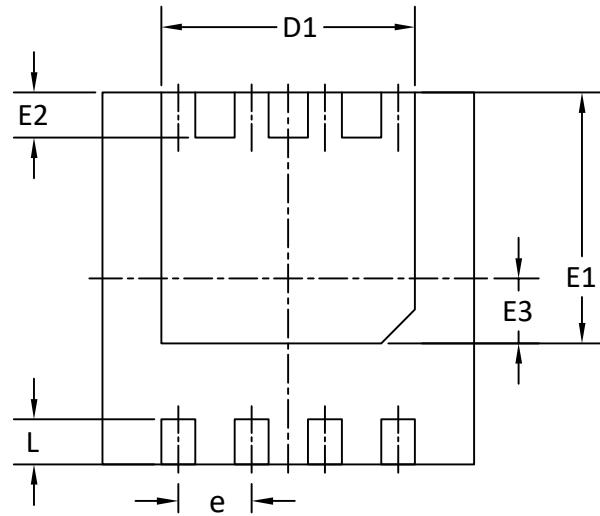




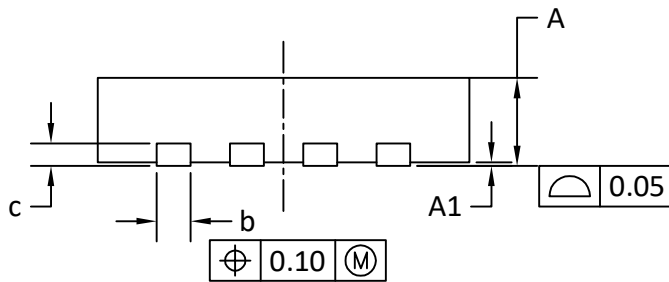
DFN3.3x3.3\_8L\_EP1\_S PACKAGE OUTLINE



TOP VIEW

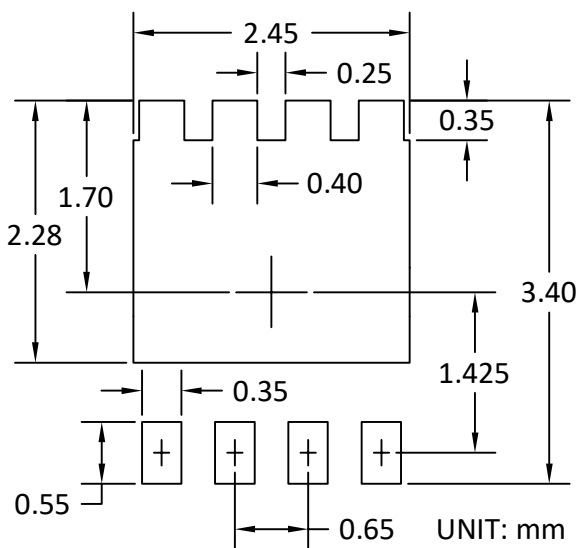


BOTTOM VIEW



SIDE VIEW

RECOMMENDED LAND PATTERN



SYMBOL	DIMENSIONS IN MILLIMETERS			DIMENSIONS IN INCHS		
	MIN.	NOM.	MAX.	MIN.	NOM.	MAX.
A	0.70	0.75	0.80	0.028	0.030	0.032
A1	---	---	0.05	----	----	0.002
b	0.24	0.30	0.35	0.009	0.012	0.014
c	0.10	0.15	0.25	0.004	0.006	0.010
D	3.20	3.30	3.40	0.126	0.130	0.134
D1	2.15	2.25	2.35	0.085	0.089	0.093
E	3.20	3.30	3.40	0.126	0.130	0.134
E1	2.13	2.23	2.33	0.084	0.088	0.092
E2	0.30	0.40	0.50	0.012	0.016	0.020
E3	0.48	0.58	0.68	0.019	0.023	0.027
e	0.65BSC			0.026BSC		
L	0.30	0.40	0.50	0.012	0.016	0.020

NOTE:

1. CONTROLLING DIMENSION IS MILLIMETER. CONVERTED INCH DIMENSIONS ARE NOT NECESSARILY EXACT.
2. THIS PACKAGE WAS QUALIFIED USING IR REFLOW PROCESS (JEDEC STANDARD). FOR USAGE IN OTHER SOLDERING PROCESSES, PLEASE CONTACT LOCAL AOS REPRESENTATIVES.