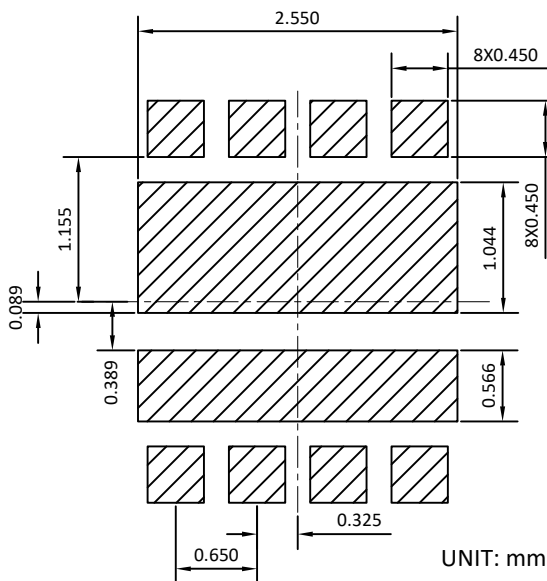
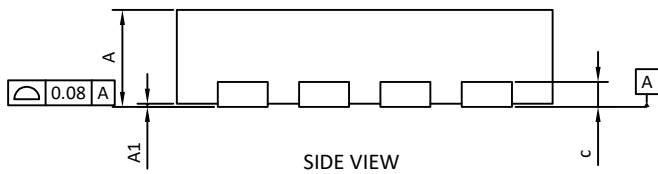
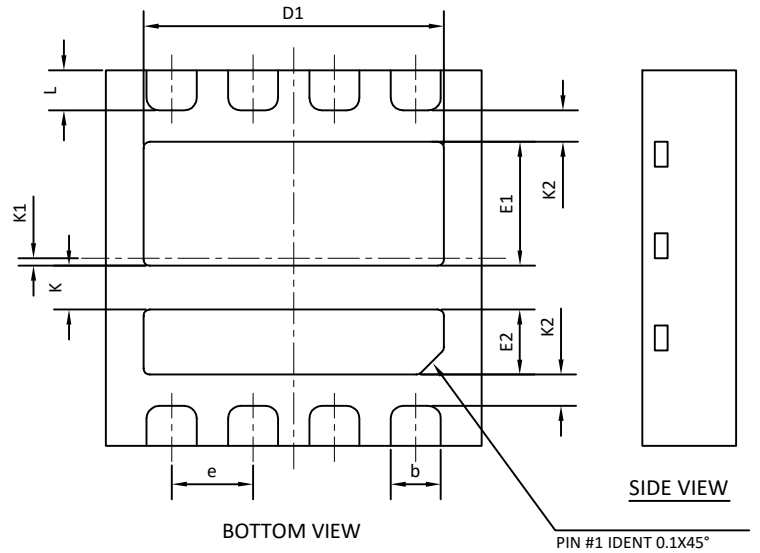
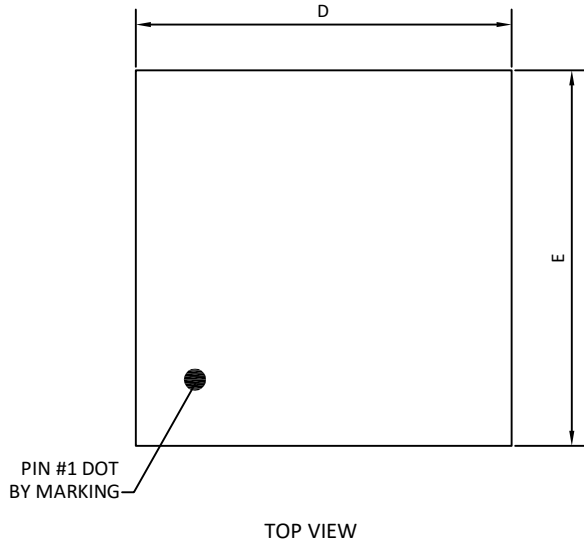




DFN3x3A_8L_EP2_S PACKAGE OUTLINE



SYMBOLS	DIMENSIONS IN MILLIMETERS			DIMENSIONS IN INCHES		
	MIN	NOM	MAX	MIN	NOM	MAX
A	0.70	0.75	0.80	0.028	0.030	0.032
A1	0.00	---	0.05	0.000	---	0.002
c	0.203 REF.			0.008 REF.		
b	0.35	0.40	0.45	0.014	0.016	0.018
D	2.90	3.00	3.10	0.114	0.118	0.122
D1	2.30	2.40	2.50	0.090	0.094	0.098
E	2.90	3.00	3.10	0.114	0.118	0.122
E1	0.89	0.99	1.09	0.035	0.039	0.043
E2	0.42	0.52	0.62	0.016	0.020	0.024
e	0.65 BSC			0.026 BSC		
L	0.27	0.32	0.37	0.011	0.013	0.015
K	0.35 REF.			0.014 REF.		
K1	0.06 REF.			0.002 REF.		
K2	0.25 REF.			0.010 REF.		

NOTE:
 1. CONTROLLING DIMENSION IS MILLIMETER.
 CONVERTED INCH DIMENSIONS ARE NOT NECESSARILY EXACT.
 2. THIS PACKAGE WAS QUALIFIED USING IR REFLOW PROCESS (JEDEC STANDARD). FOR USAGE
 IN OTHER SOLDERING PROCESSES, PLEASE CONTACT LOCAL AOS REPRESENTATIVES.